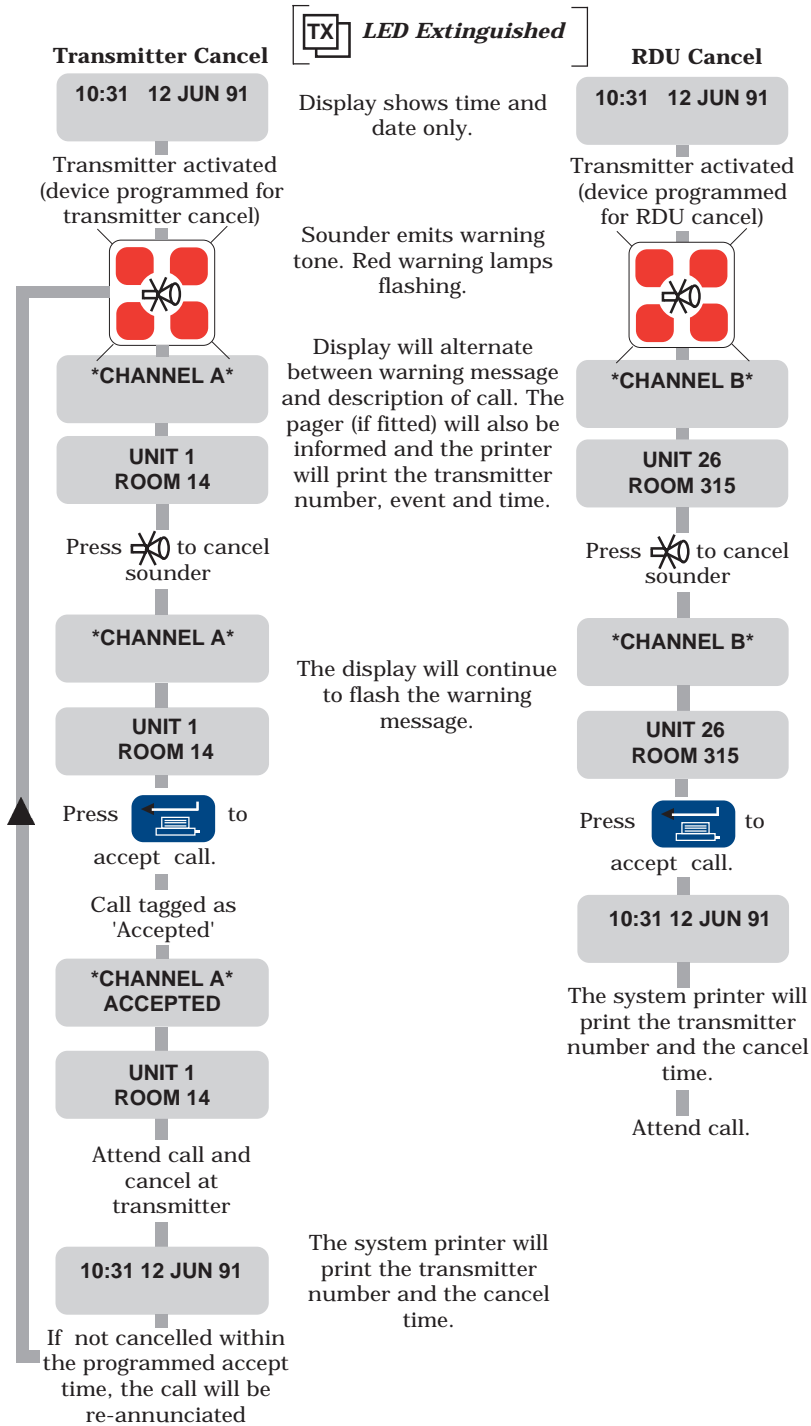
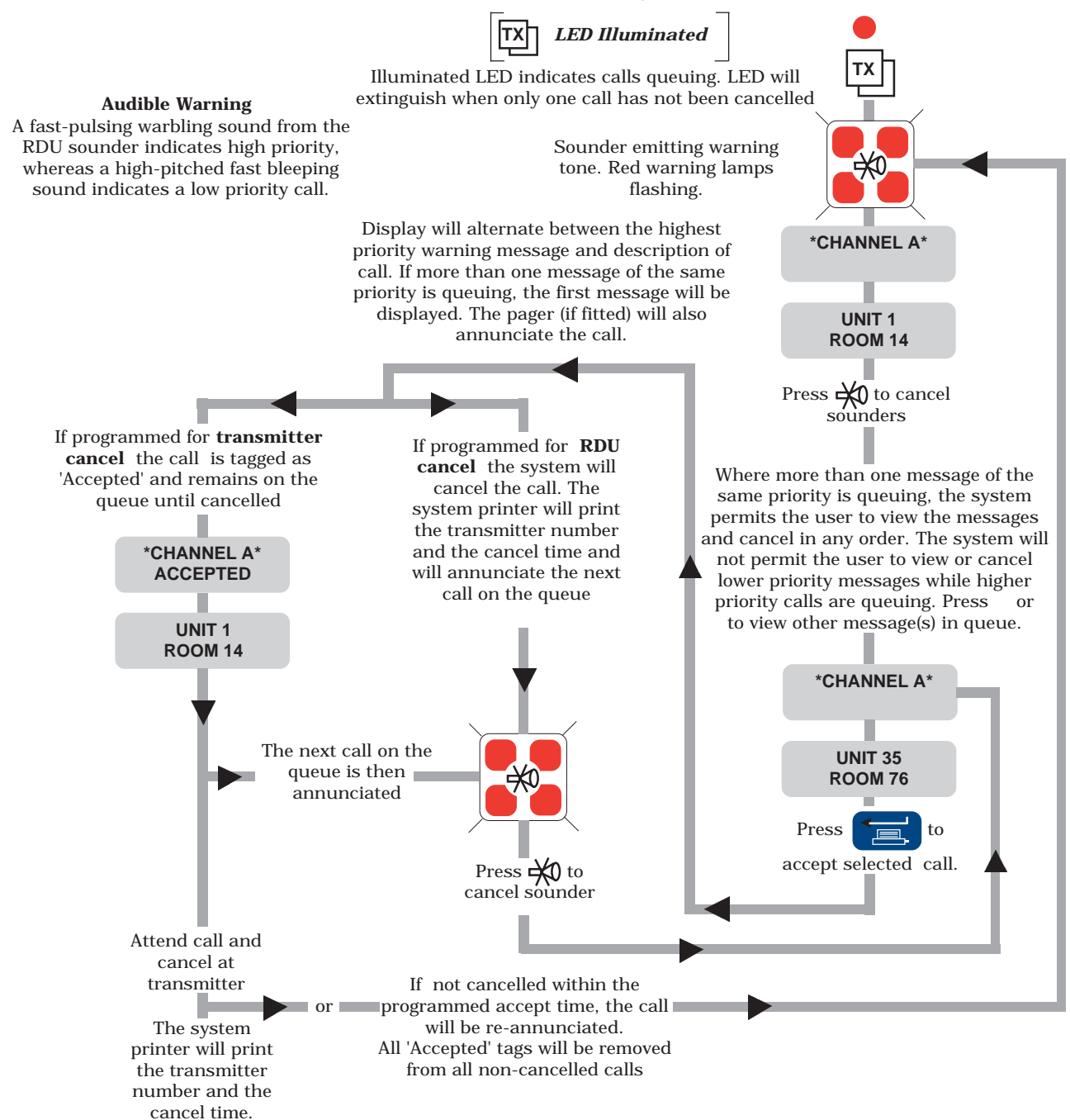


# MULTISCAN

## ACCEPTING SINGLE MESSAGE



## ACCEPTING QUEUING MESSAGES



## FAULT MESSAGES

Should an intermittent low tone be emitted from the RDU beepers, a system fault has occurred. Where appropriate, the user should take the necessary corrective action.

### SYSTEM FAULT LOW TX BATTERY

Transmitter battery low.  
**Replace battery.**

### SYSTEM FAULT TX JAMMED ON

Faulty transmitter.  
**Call engineer.**

### SYSTEM FAULT CARRIER JAMMING

Radio interference  
**Call engineer.**

### SYSTEM FAULT RDU MISSING

A 'Fixed' Remote Display Unit has been removed or is faulty.  
**Re-fit RDU if unplugged or call engineer if necessary.**

### SYSTEM FAULT RDU ERROR

Faulty Remote Display Unit.  
**Call engineer.**

### SYSTEM FAULT MAINS FAIL

Mains supply has failed, the system will continue to run the stand-by batteries for 20 hours (approx) if the battery is fully charged. **Check cause of mains failure.**

### SYSTEM FAULT LOW 12V BATTERY

The system internal battery is low.  
**Call engineer.**

### SYSTEM FAULT RS232 ERROR 1/2

Communication problem with computer/central station.  
**Call engineer.**

### SYSTEM FAULT RS232 ERROR 1/2

Communication problem with computer/central station.  
**Call engineer.**

### SYSTEM FAULT PAGER ERROR

Check pager is switched on and operating correctly.  
Call engineer if necessary.

### SYSTEM FAULT PASSWORD TAMPER

More than four wrong attempts in quick succession have been tried to enter the user password and failed.

### SYSTEM FAULT LID TAMPER

The base station has been opened.

### SYSTEM FAULT BUTTON JAMMED


Faulty wiring, or RDU fault.  
**Call engineer.**

Scantronic Ltd. Perivale Industrial Park, Greenford, Middx. UB6 7RJ.England  
Tel: 081-991 1133, Telex: 915 810 SCANCO G Fax: 081-997 4448



# MULTISCAN

## Radio Monitoring System



## User Instructions

