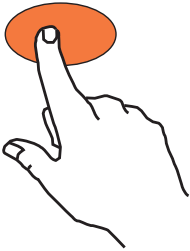



HOMELINK EXTRA II USER GUIDE

**IN AN EMERGENCY
PRESS**

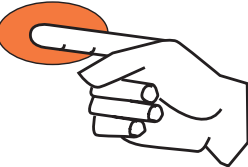


OR



**THE UNIT CALLS THE MONITORING STATION
AND THE OPERATOR WILL SPEAK TO YOU**

TO CANCEL



If you press the
Emergency button by
accident, press it once
more to cancel the call.


Note: The yellow button is for use by the carer. Do not

*GOING OUT?



Press the GREEN button and leave promptly. If you are delayed for any reason, cancel by pressing the GREEN button once more.

*COMING IN?



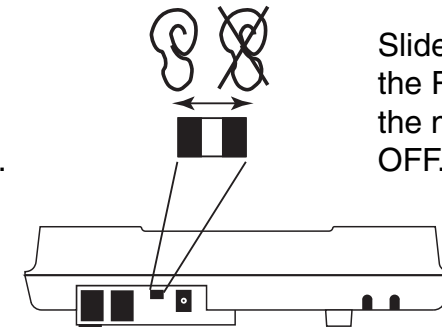
Press the GREEN button as soon as you come in. If you do not press it promptly the unit will give an alarm.

*Only operates when programmed with option intruder detection

PRIVACY SWITCH

The Privacy switch at the rear of the unit lets you prevent the operator at the monitoring centre listening in to everyday conversations. The operator can always hear you when you make an emergency call.

Slide the switch to the LEFT to turn the microphone ON.



Slide the switch to the RIGHT to turn the microphone OFF.

LOOKING AFTER YOUR PENDANT

Don't take your pendant into the bath or shower.

Don't tangle the cord.

Don't leave your pendant in the sunshine or over a radiator.

DO wear your pendant.